


GLITTER



FEED MATERIAL—
 into cutter so that the carrier is on the bottom.




PREHEAT & POSITION—
 Preheat garment for 10 seconds, prior to application. Position weeded design on garment with the carrier side up (*reads left to right*). Place cover sheet over graphic.

Recommended Fabrics

- Cotton
- Polyester
- Poly/cotton blends
- Polyester knits
- Polyester mesh
- Poly/foam & cotton caps
- Satin

Due to the combination of fabrics, weaves, coatings and dyes used in the textile industry, Stahls' recommends and provides samples of our materials and medias for testing.



CUT LOGO,
 words or numbers in reverse (*mirror image*).



HEAT APPLY—
 Temperature: 330°F; 165°C
 Time: 10 seconds
 Pressure: light #2 on Hotronix®

Tip: A Heat Printing Pillow or Print Perfect Pad is recommended for even pressure when working around zippers, buttons, heavy seams or mesh reversible jerseys.

Accessories Required


- Kraft Paper or Reusable Cover Sheet
- EZ Weeder® or Tweezers

Cutting Notes


You should always test cut prior to any production run. For optimal cutting and weeding, maintain a line thickness of at least 1/8" for lettering & logos.

Care Instructions

Machine wash using mild detergent. Do not use bleach. Dry at a normal dryer setting on household machines. Do not iron directly onto CAD-CUT® GLITTER.



WEED away excess material leaving only the desired graphic on the carrier.



PEEL COLD—
 The design must cool completely before peeling the carrier.

Two Color Look

Two-color GLITTER is NOT recommended. For an alternative use Thermo-FILM® or Thermo-GRIP® for the background material. After preheating garment, position the first color, place cover sheet over graphic, and press for 2 seconds at 330°F (165°C). Peel warm. Align second color and replace cover sheet. Finish with final application step. Peel carrier COLD.

CUTTER GUIDELINES

CUTTER	BLADE	FORCE	OFFSET	SPEED
Roland GX-24	45° / 60°	140-180g / 160-190g	.25	50cm/s
Ioline 100	45°	150g	.15	12:30
Ioline 300	30° / 60°	120g / 100-12	.15 / .25	12:15 / 12:10

All technical information and recommendations are based on tests we believe to be reliable. However, we cannot guarantee performance for conditions not under manufacturer's control. Before using, please determine the suitability of product for its intended use. The user assumes all risk and liability whatsoever in connection with the use of this product. Seller's and manufacturer's only obligation shall be to replace such quantity of the product proved to be defective by manufacturer.

CAD-CUT & Hotronix are trademarks & ® trademarks of Stahls' ID Direct™ with one or more patents or patents pending.
 © Stahls' ID Direct™ 2012 - All International Rights Reserved